DWG NO 053-500318-105 | SHT 1

ZONE	REV	DESCRIPTION	DATE	DWN	CHKR	ENGR	APVD
		REVISIONS					

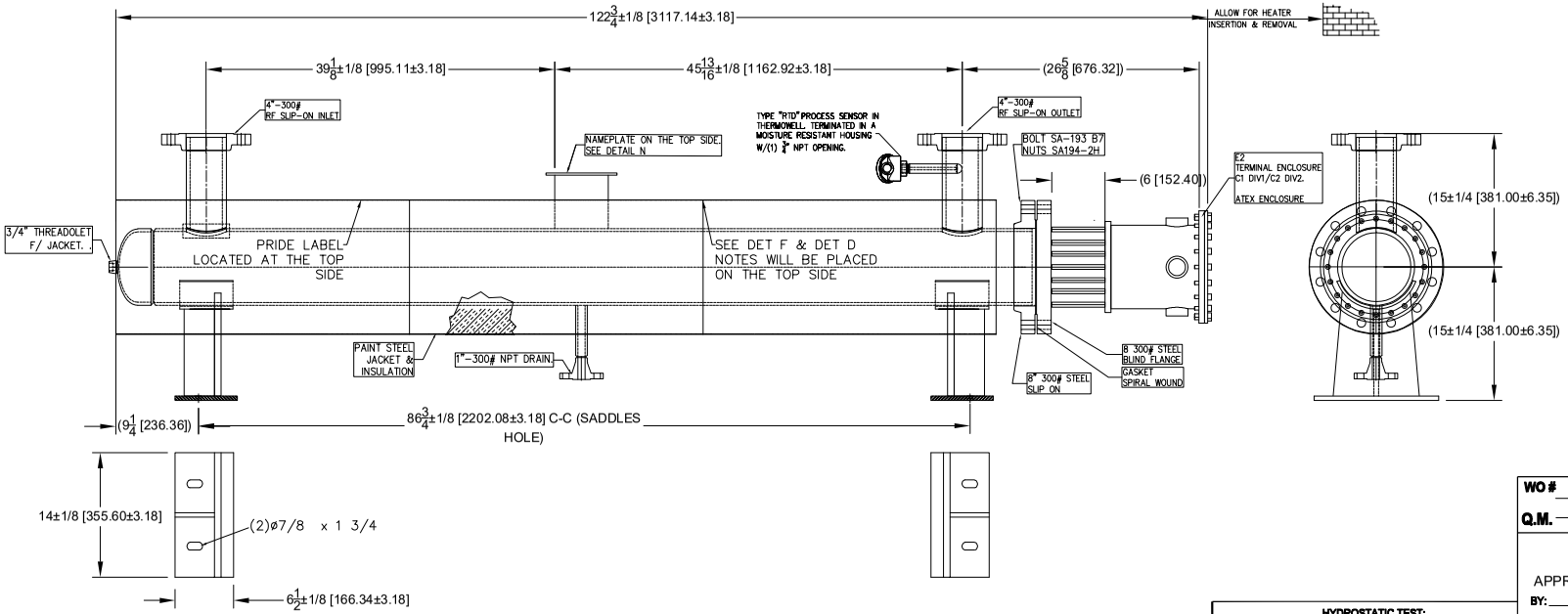

ELECTRICAL CHARACTERISTICS:

VOLTS: 380 KILOWATTS: 100
PHASE: PH_3D AMPS PER CIRCUIT: 50.6
NUMBER OF CIRCUITS: 3
FRECUENCY: 50 HZ

THIRD PARTY CERTIFICATIONS F/ENCLOSURE:

cCSAus/IP66/ATEX

PHYSICAL CHARACTERISTICS:

NUMBER OF HEATING ELEMENTS: 18
ELEMENT MATERIAL: INCOLOY 800
ELEMENT WATT DENSITY (W/IN^2): 22
TERMINATION SEAL: EPOXY
GASKET: SPIRAL WOUND

INCLUDED OPTIONS:

BUNDLE TREATMENT: NONE

NUMBER OF PROCESS SENSORS: 1 RTD
NUMBER OF OVER-TEMP. SENSORS: 2
SENSOR TYPE: TYPE "RTD"
SENSOR SHEATH MATERIAL: 316 SST
SENSOR CLOCK LOCATIONS ON HEATER BUNDLE: 12/6

OPENING NUMBER 1: CLOCK POSITION: 12 SIZE: 3/4"NPT
OPENING NUMBER 2: CLOCK POSITION: 3 SIZE: 1 1/2"NPT
OPENING NUMBER 3: CLOCK POSITION: 6 SIZE: 3/4"NPT
OPENING NUMBER 4: CLOCK POSITION: 9 SIZE: 1 1/2"NPT

NOTES:
1. DESIGN & CONSTRUCTED IAW CODE ASME/SECTION VIII/DIVISION 1/EDITION 2025,
2. CIRCULATOR HYDRO-TESTED BY CHROMALOX PROCEDURE.
3. STAMP CHROMALOX NAMEPLATE, VOLTS, WATTS, PHASE, CATALOG NUMBER AND PART NUMBER.
4. ONE GROUNDING TERMINAL PER HEATER CIRCUIT IS PROVIDED BY THE CUSTOMER

NB
Certified by Chromalox Inc.
MAWP. 600 PSIG. @ 212 F°
MDMT. 100 F. @ MAWP. 600 PSIG.
MFG. S/N
Year Built
U
DETAIL "N": NAME-PLATE STAMPING INFORMATION

18 ELEMENT-3 CKT-3PH 3-WIRE

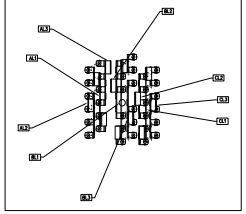

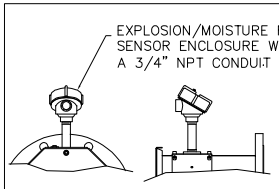

EXTERNAL SENSOR ENCLOSURE
DETAIL A

DET."F": STAMP INFORMATION AS REQUIRED:

CHROMALOX Advanced Thermal Technologies
www.chromalox.com
1-800-443-2640
Pittsburgh, PA., U.S.A.

CAT. NO. GCHI-18-100P-E2XX

380 V.	3 PH	100 W	NAMEPLATE P/N 196-032951-003

P/N 053-500318-105

CHROMALOX

INSTRUCTIONS-GCH
⚠ WARNING
Fire Hazard. To Prevent personel injury or property damage
- Mount in horizontal position.
- Use same size or larger Piping to vessel inlet/outlet
- Locate vapor trap on bottom of shell
- Vessel must be under pressure before operation
- Connect low pressure electric circuit cutout
- Keep terminals covered and free from moisture
- Maximum operating pressure is 400 PSIG
- Maximum operating temperature is 200 °F

220-035712-005

⚠ CAUTION
Hot surface
Do not touch
P/N-170-300007-108

===CHROMALOX - DRAWING===
SENT FOR APPROVAL BY: MANUEL RANGEL DATE: 06/11/2026
CUSTOMER DWG/CHECK BY: DATE:
PLEASE MARK (X) FOR DRAWING DETAILS:
APPROVED: CHANGE/UPDATED: REVIEW/COMMENTS:
==(PLEASE RETURN SIGN-OFF DRAWING FOR DESIGN PROCEDURE)==

WO #
Q.M.

ASME
APPROVED FOR CONSTRUCTION
BY:
DATE:
SERIAL NUMBER:

HYDROSTATIC TEST:
HORIZONTAL ☒ VERTICAL ☐
969 PSIG_FOR 20 MINUTES. ENV TEMP

DESIGN DATA

HEATED MEDIUM: NATURAL_GAS
LETHAL SUBSTANCE: YES ☐ NO ☒
DESIGN PRESSURE: 600 PSIG (MAWP)
EXTERNAL MAWP N/A PSIG
DESIGN TEMP. 212 °F
MIN. TEMP. (MDMT): 100 °F
CORROSION ALLOWANCE: 0.06

UNITS
MIN. FLOW RATE: 3000 , MSCFD
MAX. FLOW RATE: 5000 , MSCFD

OPERATING PRESSURE: 400 PSIG
OPERATING TEMPERATURE: 200 °F

NON DESTRUCTIVE TESTING:

RADIOGRAPHY: NO ULTRASONIC: NO
RT1 ☐ RT2 ☐
RT3 ☐ RT4 ☐ LIQUID PENETRANT: NO
MAGNETIC PARTICLE: NO

NOTES

CHARPY IMPACT TEST

CHARPY IMPACT TEST: YES ☐ NO ☒
PER UCS-66: ☒
PER UHA-51: ☐

CIR. MTG POSITION

VERTICAL: ☐ HORIZONTAL: ☒

WEIGHT

CHAMBER EMPTY: 543_LBS
CIRCULATION FULL WEIGHT: 860_LBS

CHAMBER FINISH

PASSIVATED NONE
PAINTED YES-CHROMALOX_STD
GALVANIZED NONE
ELECTROPOLISH NONE

UNLESS OTHERWISE SPECIFIED, DIMENSIONS ARE IN INCHES,[MM]
TOLERANCES ARE:
FRACTIONS ±1/32 DECIMALS .XX ±0.01 .XXX ±0.005 ANGLES ±1°

MATERIALS

FINISH

THIS DRAWING AND THE SUBJECT MATTER SHOWN HEREON IS CONSIDERED CONFIDENTIAL AND MAY BE PROPRIETARY. UN-AUTHORIZED DISCLOSURE TO OTHER PARTIES IS EXPRESSLY FORBIDDEN.

CONTRACT NO
USED ON

APPROVALS		DATE
DWN	MRG	06/11/2026
CHKR	DGG	06/11/2026
ENGR	MRG	06/11/2026
APVD	AB	06/11/2026
DWG		CO#
CAD NO		

Chromalox® www.chromalox.com

ASME CIRCULATION HEATER
GCHI-18-100P-E2XX
100 kW, 380V/3-3Ph - 50 Hz

SIZE	CODE IDENT NO	DRAWING NO	REV
D	07131	053-500318-105	0

SCALE 1=3.5 DO NOT SCALE DRAWING SHEET 01 OF 01

Raul Torres Vega
Firmado digitalmente por Raul Torres Vega
Fecha: 2026.07.13 10:50:46 -04'00'